

FIRE DETECTION SYSTEM UTILIZING IMAGE PROCESSING ON RASPBERRY PI

¹Dr K Ramesh Babu, ²M Srikanth, ³M Sailaja, ⁴Garlapati Anitha

¹Professor, ²Associate Professor, ³Assistant Professor ⁴Student

Department of ECE

G V R & S College of Engineering & Technology, Guntur, AP

ABSTRACT

The project aims, the main advantage of Image Processing Based Fire Detection System is the early warning benefit. This system can be installed just about anywhere in a commercial building, malls and at many more public places for fire detection. This system uses camera for detecting fires. So, we do not need any other sensors to detect fire. This system can be installed at any remote premise which has threat of fire accidents. Image processing is a type of processing in which the input image is transformed into another image as output with certain techniques applied to it. The system processes the camera input and then the processor processes it to detect fires. The heat signatures and fire illumination patterns are detected in images to determine if it is a fire and take action accordingly. On detecting fire, the system goes into emergency mode and sounds an alarm. Also, it displays the status on the LCD display informing about the system. Raspberry Pi-based fire detection systems can be integrated with emergency services and first responders. The major advantages in this method are: sending the information to the person at any time, any place and remote monitoring for immediate actions.

I. INTRODUCTION

1.1 PROJECT OVERVIEW:

The project focuses on developing a fire detection system using image processing techniques and Raspberry Pi 3, along with a camera module, buzzer, and LCD display. The objective is to create an automated and efficient solution for detecting fires based on analysing images captured by the camera. The system utilizes the capabilities of Raspberry Pi 3 as the central processing unit and control unit. It is

connected to a camera module, which continuously captures images or video frames of the monitored area. These images are processed using image analysis algorithms to identify fire-related patterns or characteristics.

The image processing techniques employed may include colour-based segmentation, edge detection, or template matching. By evaluating pixel intensity values and applying thresholding techniques, the system can distinguish between normal scenes and potential fire situations. If a fire is detected, the system triggers the buzzer for audible alerts, ensuring that individuals in the vicinity are promptly alerted to the danger.

The system also incorporates an LCD display to provide visual feedback and status updates. The LCD screen can display relevant information, such as the fire detection status, alarm activation, or evacuation instructions. This enhances the user interface and ensures that users have real-time information regarding the fire situation.

The image processing-based fire detection system offers several advantages. It provides a quick and automated response to fire incidents, minimizing the risk of property damage and potential harm to individuals. The use of image processing techniques allows for accurate and reliable fire detection, reducing false alarms. The integration of Raspberry Pi 3, camera module, buzzer, and LCD display ensures a comprehensive and user-friendly system.

1.2 MOTIVATION OF PROJECT:

The motivation behind developing an image processing-based fire detection system using Raspberry Pi 3, camera, buzzer, and LCD display

stems from the critical need for efficient and timely fire detection in various environments. Fires can pose significant risks to life, property, and the environment, and early detection plays a crucial role in minimizing these risks.

Traditional fire detection systems often rely on smoke or heat sensors, which may not be sufficient in certain scenarios or may lead to false alarms. By leveraging image processing techniques, the proposed system aims to overcome these limitations and provide a more accurate and reliable fire detection solution.

The Raspberry Pi 3, with its computational capabilities and connectivity options, offers a versatile platform for developing advanced fire detection systems. It allows for real-time image processing and analysis, enabling quick and accurate fire detection. The integration of a camera module provides visual information that can be analysed to identify fire-related patterns or characteristics.

The use of image processing techniques allows for the detection of fires based on visual cues, such as colour, texture, and shape, which can improve the accuracy of the system. Additionally, by utilizing Raspberry Pi's capabilities, the system can be easily integrated with other components like a buzzer and LCD display for immediate alerts and visual feedback. The motivation behind this project is to develop a cost-effective and efficient fire detection system that can be deployed in various environments, including homes, offices, and public spaces. By providing an early warning of fires, the system aims to enhance fire safety measures, facilitate timely evacuation, and reduce the potential for property damage and casualties.

1.3 OBJECTIVES OF PROJECT:

Develop a reliable and accurate fire detection system: The primary objective of the project is to create a fire detection system using image processing techniques that can accurately and reliably detect fires in various environments. The system should be able to analyse captured images and identify fire-related patterns or characteristics with a high degree of accuracy.

Utilize Raspberry Pi 3 and camera module: The project aims to leverage the computational capabilities of Raspberry Pi 3 and the visual data provided by a camera module to perform real-time image processing for fire detection. The objective is to utilize the features and capabilities of these

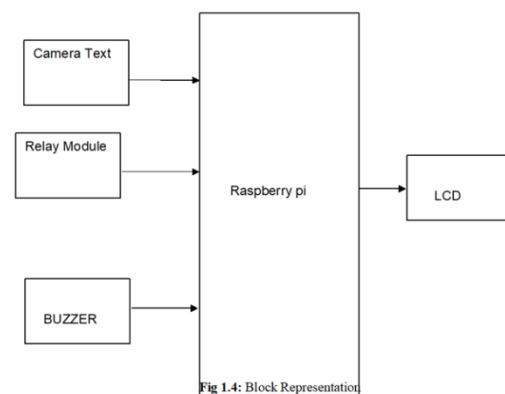
components effectively to create an efficient fire detection system.

Implement image processing algorithms: The project involves implementing and optimizing image processing algorithms for fire detection. These algorithms may include colour-based segmentation, edge detection, or template matching techniques. The objective is to develop robust algorithms that can accurately detect fires while minimizing false alarms.

Integrate a buzzer for audible alerts: An important objective is to integrate a buzzer into the system to provide audible alerts upon fire detection. The buzzer should produce a loud sound to attract attention and prompt immediate action from individuals in the vicinity.

Camera Integration:

II. BLOCK DIAGRAM:



- Raspberry Pi supports the use of camera modules specifically designed for it. These camera modules can capture still images or record videos.
- To integrate the camera with Raspberry Pi, you need to connect it to the dedicated camera connector on the Raspberry Pi board.
- The camera can be controlled and accessed using software libraries and APIs provided by the Raspberry Pi Foundation. Python is commonly used for camera control and image processing tasks.
- Once connected and configured, the camera can capture images or videos of the area being monitored for fire detection.

2. LCD Display:

- An LCD (Liquid Crystal Display) can be connected to the Raspberry Pi to provide visual output and display relevant information.
- The LCD can be connected to the Raspberry Pi's GPIO pins or through other display interfaces such as HDMI or DSI (Display Serial Interface).

- Using appropriate libraries or programming languages like Python, you can control the LCD to display information related to fire detection, such as alerts, sensor readings, or status updates.
- The Raspberry Pi continuously monitors the fire detection system, processes the sensor data, triggers alerts, and updates the LCD display accordingly.

III. LITERATURE SURVEY

The literature survey plays a crucial role in understanding the current state-of-the-art in the field of image processing-based fire detection systems using Raspberry Pi 3, camera modules, buzzers, and LCD displays. This survey aims to gather and analyze existing research papers, studies, and technical publications that have explored similar projects and technologies.

The objective of the literature survey is to gain insights into the methodologies, techniques, and findings of previous works related to image processing-based fire detection systems. By reviewing the literature, the project can identify the challenges, limitations, and opportunities in this area, leading to a more informed and effective design and implementation.

The literature survey begins with an introduction to the project topic, focusing on the use of Raspberry Pi 3 as the core processing unit and the integration of a camera module, buzzer, and LCD display. It then proceeds to explore the existing literature, encompassing research articles, conference papers, and other relevant sources.

The review of the literature entails a critical analysis of the image processing algorithms employed in previous studies for fire detection. This includes techniques such as color-based segmentation, edge detection, and template matching. The survey also examines the performance of different camera modules in capturing fire-related patterns or characteristics accurately.

IV. TECHNICAL DESCRIPTION

4.1 DESCRIPTION :

The image processing-based fire detection project using Raspberry Pi 3, camera modules, buzzers, and LCD displays aims to develop a system that can effectively detect fires in real-time and provide prompt alerts for immediate action. The project utilizes image processing algorithms and hardware integration to create a reliable fire detection solution.

The core component of the system is the Raspberry Pi 3, which acts as the central processing unit. It is responsible for capturing images from the camera module and performing real-time image processing for fire detection. The camera module captures video frames of the environment and feeds them to the Raspberry Pi for analysis.

The image processing algorithms employed in the project are designed to identify fire-related patterns or characteristics within the captured images. Techniques such as colour-based segmentation, edge detection, and template matching may be used to distinguish fire pixels from the background and accurately detect the presence of a fire. These algorithms are implemented and optimized on the Raspberry Pi to ensure efficient processing and real-time performance.

Upon fire detection, the system triggers the buzzer to emit an audible alert. The buzzer serves as an important component for immediate notification, attracting attention and prompting individuals to take necessary actions, such as evacuating the area or contacting emergency services.

In addition to the buzzer, an LCD display is integrated into the system to provide visual feedback and status updates. The LCD display can show real-time information about the fire detection, such as the fire's location or severity. It may also display evacuation instructions or emergency contact details to assist in the response and evacuation process.

4.2 WORKING

The image processing-based fire detection system using Raspberry Pi 3, camera modules, buzzers, and LCD displays follows a specific workflow to detect fires and provide timely alerts. The working process can be summarized as follows:

- **Image Acquisition:** The camera module captures video frames of the environment continuously. These frames are sent to the Raspberry Pi 3 for further processing.
- **Image Pre-processing:** The captured frames may undergo pre-processing steps to enhance image quality and reduce noise. This can include techniques such as resizing, noise filtering, and colour correction to ensure optimal image analysis.
- **Fire Detection Algorithm:** The pre-processed frames are subjected to fire detection algorithms. These algorithms utilize image processing techniques to identify fire-related patterns or characteristics

within the frames. For example, colour-based segmentation techniques can be employed to identify regions with fire-like colours, or edge detection algorithms can be used to detect the boundaries of flames.

- **Fire Verification:** Once potential fire regions are identified, further verification steps may be applied to reduce false positives. This can include analyzing the size, shape, and movement of the detected regions to determine if they correspond to actual fire occurrences.
- **Alert Generation:** When a fire is confirmed, the system triggers the buzzer to emit an audible alert. The buzzer's activation is synchronized with the fire detection event to ensure immediate notification.
- **Visual Feedback:** Simultaneously, the LCD display provides visual feedback by showing relevant information about the fire detection. This can include the location of the fire, its severity, or instructions for evacuation.
- **Alert Management:** The system may incorporate additional features for managing the alerts, such as sending notifications to a remote server or triggering other safety mechanisms like sprinkler systems or emergency lighting.

The system continuously analyses the video frames, performing real-time fire detection and generating alerts as soon as a fire is detected. This enables swift response and intervention, reducing the potential risks and damages caused by fires.

4.3 CIRCUIT DIAGRAM:

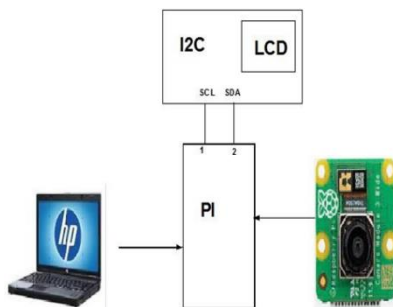


Fig 1: Circuit Diagram

V. RESULT AND CONNECTIONS

5.1 CIRCUIT DIAGRAM:

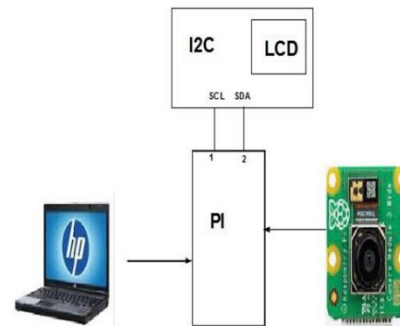


Figure 2 : Circuit Diagram

5.2 RESULT:



Figure 3 Circuit without power supply



Figure 4 Circuit with power supply

5.3 Applications:

1. **Home Fire Detection:** Raspberry Pi can be utilized to build a cost-effective fire detection system for residential properties. It can integrate with smoke detectors, temperature sensors, and alarms to provide early warnings and trigger appropriate responses.
2. **Industrial Fire Monitoring:** Raspberry Pi-based fire detection systems can be deployed in industrial settings to monitor critical areas for fire or smoke events. Integration with thermal cameras, gas sensors, and alarm systems can provide enhanced safety measures.
3. **Smart Buildings:** Raspberry Pi can be part of a smart building infrastructure, where it can monitor multiple areas for fire detection, send alerts to building management systems, and initiate evacuation procedures when necessary.
4. **IOT Fire Detection:** The combination of Raspberry Pi with Internet of Things (IoT) technologies allows for remote monitoring and control of fire detection systems. Data can be sent to cloud platforms for advanced analytics, historical analysis, and centralized management.
5. **Research and Development:** Raspberry Pi's flexibility and affordability make it an ideal platform

for research and development of new fire detection algorithms, techniques, and sensor integrations.

5.4 Advantages:

1. Cost-Effective Solution
2. Customization and Flexibility
3. Connectivity: Raspberry Pi boards come with built-in networking capabilities, such as Wi-Fi and Ethernet, allowing for easy integration into existing networks. This connectivity enables real-time data transmission, notifications, and remote monitoring.
4. Integration with Sensors
5. Data Processing and Analysis

5.5 Disadvantages:

1. Processing Limitations: Raspberry Pi boards have finite processing power compared to dedicated fire detection systems. Complex algorithms or large-scale data processing may strain the device, potentially affecting real-time detection and response.
2. Reliability: As Raspberry Pi is a general-purpose computing platform, its reliability for critical applications, such as fire detection, might be a concern. System stability, power supply, and environmental factors need to be carefully managed to ensure consistent operation.
3. Limited Scalability: While Raspberry Pi can handle small-scale fire detection systems effectively, scaling up to larger installations may present challenges. Coordinating multiple Raspberry Pi devices and managing the network infrastructure can be more complex compared to dedicated fire detection systems.

VI. CONCLUSION AND FUTURE SCOPE

6.1 CONCLUSION:

In conclusion, using a Raspberry Pi for fire detection offers a cost-effective and customizable solution for various applications. It provides advantages such as affordability, flexibility, connectivity, and the ability to integrate with sensors and perform data processing. However, it also has limitations in terms of processing power, reliability, and scalability compared to dedicated fire detection systems.

For home fire detection, industrial monitoring, smart buildings, IoT integration, and research purposes, Raspberry Pi can be a suitable platform. It allows for the development of tailored fire detection systems, remote monitoring, and integration with existing infrastructure. However, careful consideration should be given to the specific requirements of the application and the criticality of the fire detection

system to ensure that the Raspberry Pi's capabilities align with the desired functionality and reliability needed for the task.

Ultimately, the decision to use Raspberry Pi for fire detection depends on factors such as budget, customization needs, scalability requirements, and the level of reliability necessary for the application. By weighing the advantages and disadvantages, you can make an informed choice about whether Raspberry Pi is the right fit for your fire detection project.

6.2 FUTURE SCOPE

- **Advanced Sensor Integration:** As sensor technology continues to improve, Raspberry Pi-based fire detection systems can benefit from the integration of more advanced and specialized sensors. This includes the use of advanced smoke detectors, gas sensors, thermal cameras, and even AI-powered image recognition algorithms to enhance the accuracy and speed of fire detection.
- **Machine Learning and AI:** The use of machine learning and artificial intelligence algorithms can significantly enhance the capabilities of fire detection systems. Raspberry Pi can be utilized for training and deploying machine learning models to detect fire patterns, identify potential fire hazards, and improve the overall efficiency and accuracy of fire detection algorithms.
- **Cloud Integration and Data Analytics:** With the increasing adoption of cloud computing and big data analytics, Raspberry Pi-based fire detection systems can leverage cloud platforms to store and analyze data. This allows for real-time monitoring, historical analysis, predictive modelling, and centralized management of multiple fire detection systems.
- **IOT Connectivity and Smart Automation:** Integration with the Internet of Things (IOT) enables Raspberry Pi-based fire detection systems to connect with other smart devices and building management systems. This connectivity allows for automated responses, such as activating sprinkler systems, closing fire doors, and initiating emergency protocols in a coordinated and efficient manner.
- **Wireless Sensor Networks:** Raspberry Pi can be combined with wireless communication protocols, such as Bluetooth, Zigbee, or LoRa, to create wireless sensor networks for fire detection. This enables the deployment of distributed sensors in large areas or

remote locations, providing comprehensive coverage and real-time data transmission.

- **Enhanced Visualization and User Interfaces:** Improved graphical user interfaces (GUIs) and visualization tools can make it easier for users to monitor and interpret fire detection data. Raspberry Pi can be used to develop intuitive interfaces that display real-time sensor readings, alert notifications, and provide interactive control over the fire detection system.
- **Integration with Emergency Services:** Raspberry Pi-based fire detection systems can be integrated with emergency services and first responders. Real-time data sharing and automatic alerts can enable faster response times, better coordination, and improved situational awareness during fire incidents.

REFERENCES:

- Hui, X., Xiang, S., & Peng, Z. (2016). Fire Detection Algorithm Based on Image Processing. In 2016 2nd IEEE International Conference on Computer and Communications (ICCC) (pp. 40-43). IEEE.
- Wu, J., Wen, G., Li, D., & Li, Y. (2017). Research on Fire Detection Algorithm Based on Image Processing Technology. In 2017 13th International Conference on Computational Intelligence and Security (CIS) (pp. 263-266). IEEE.
- Jain, V., & Kansal, R. (2018). Fire Detection and Alert System Using Raspberry Pi. In 2018 International Conference on Current Trends towards Converging Technologies (ICCTCT) (pp. 1-5). IEEE.
- Rajalakshmi, N., & Raghavendra, R. (2015). Fire Detection Using Image Processing. International Journal of Innovative Research in Electrical, Electronics, Instrumentation and Control Engineering, 3(5), 46-50.
- Shih, H. C., Chen, S. J., & Huang, C. H. (2017). A Fire Detection System Based on Raspberry Pi and Machine Learning. In 2017 IEEE 2nd International Conference on Cybernetics (CYBCONF) (pp. 1-6).